



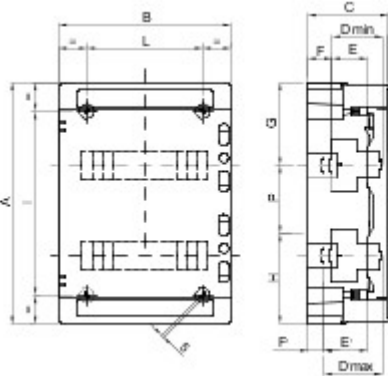
IP65 range of watertight enclosures from 4 to 72M with smoked transparent door. The main technical features are: reversible front and back panel, removable frames and panels with windows and detachable doors with up to 180° opening and lock accessory. The enclosures can be equipped with bipolar and unipolar terminal blocks, 80 A and 125 A, with screw wiring; they allow to create simple and neat wiring reducing the set-up time of the enclosure.

Insulation class	II (according to IEC 61140 standards)	Colour	Grey RAL 7035
Outer dim. LxHxD (mm)	298x420x140	IP degree	IP65
Dispersible power (W)	32	Mechanical resistance	IK09
Rated voltage	400 V	Door colour	Smoked Transparent
No. of modules EN 50022	24	No. of modules EN 50022	24 (12X2)
Rated current	125 A	Glow Wire Test	650 °C
Operating temperature	-25 +60 °C	Type of material	Halogen-free in compliance with EN 60754-2
Electrocod	0321	Thermo-pressure with ball	70 °C
Accessories for insulation restoring	Screwcaps (GW44623) or fixing brackets in resin (GW44621)	Standard	EN 60670-1 (CEI 23-48) IEC60670-24 CEI 23-49
Insulation voltage	1000 V according to EN 62208 both in ac as well as in dc	Max. installable terminal blocks	2 x 12 modules

### BEHAVIOUR WITH CHEMICAL AND ATMOSPHERIC AGENTS

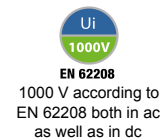
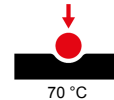
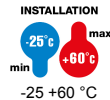
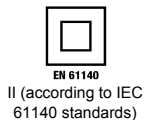
Saline solution	Acids		Bases		Solvents				Mineral oil	UV rays
	Concentrated	Diluted	Concentrated	Diluted	Hexane	Benzol	Acetone	Alcohol		
Resistant	Not resistant	Limited resistance	Not resistant	Limited resistance	Limited resistance	Not resistant	Not resistant	Limited resistance	Limited resistance	Limited resistance

### DIMENSIONAL



		A	B	C	Dmin	E	F	G	H	P	Dmax	E'	F'	NR	I	L
24M	<b>GW 40 104</b>	420	298	140	75	48	48	147,5	122,5	150	102	75	21	4	320	200
36M	<b>GW 40 105</b>	570	298	140	75	48	48	147,5	122,5	150	102	75	21	4	494	200
	<b>GW 40 107</b>	463	410	140	75	48	48	154	134	175	102	75	21	4	363	310
54M	<b>GW 40 108</b>	655	410	140	75	48	48	162,5	142,5	175	102	75	21	6	293	319
72M	<b>GW 40 109</b>	878	410	160	75	48	48	175	155	200 175	102	75	21	6	394	319

### TECHNICAL SYMBOLOGY



### STANDARDS/APPROVALS



GEWISS S.p.A. Via A. Volta, 1  
24069 Cenate Sotto - Bergamo - Italy  
tel. +39 035 94 61 11 fax +39 035 94 69 09

www.gewiss.com  
sat@gewiss.com  
Last update 13/05/2020

information purpose only, last update . They can be changed at any moment, therefore it is always recommended to read the last updated version published on the website [www.gewiss.com](http://www.gewiss.com). Lumen output and system power are subject to a tolerance of +/- 10%. Unless stated otherwise, the values apply to an ambient temperature of 25°C. Terms of warranty at <https://www.gewiss.com/it/en/company/landingpage/led-warranty>.